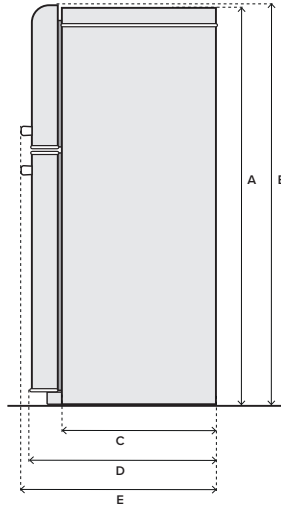
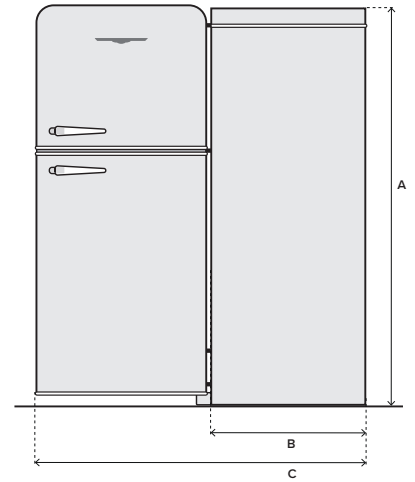


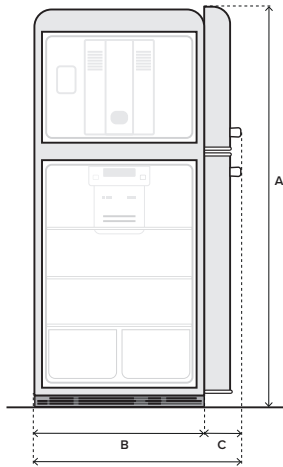
A	Height to top of doors	69 ⁷ / ₈ "
B	Width	30 ¹ / ₈ "



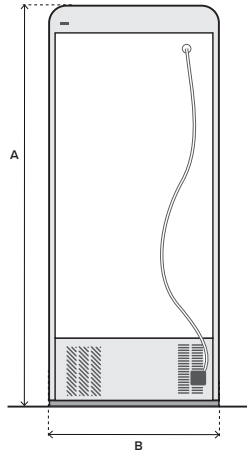
A	Height to top of case	68 ³ / ₄ "
B	Height to top of doors	69 ⁷ / ₈ "
C	Depth without doors	29"
D	Depth including doors	34 ⁵ / ₈ "
E	Depth including doors and handles	36 ³ / ₄ "



A	Height to top of case	68 ³ / ₄ "
B	Depth without doors	29"
C	Depth with doors open 90°	59 ³ / ₈ "



A	Height to top of door	69 ⁷ / ₈ "
B	Width	30 ¹ / ₈ "
C	Side clearance, door open 90°	5 ⁵ / ₈ "
D	Width including side clearance	35 ⁵ / ₈ "



A	Height to top of case	68 ³ / ₄ "
C	Width	30 ¹ / ₈ "

CAPACITY

Total (cu. ft.)	18.2
Freezer (cu. ft.)	5.1
Fresh Food (cu. ft.)	13.1

FRESH FOOD FEATURES

Adjustable Shelves	2 Full Width
Crispers	2 Half
Gallon Door Storage	Yes
Dairy Centre	Yes
Fixed Door Racks	5

FREEZER FEATURES

Wire Shelf	1 Glass Shelf
Door Racks	2 Door Racks

OTHER FEATURES

Factory-Installed Ice Maker	Optional
Left Hand Hinge	Optional
Chrome Accents	Yes
Color-Matched Enamel Sides	Yes
Hand-Buffered Enamel Doors	Yes
Dual Temperature Controls	Yes
Rollers and Levelers	Yes

WATER HOOKUP

Left side of the back of the fridge, 6" off the ground.

ELECTRICAL HOOKUP

5' Cord is 10" off the ground, on the right side of the back of the fridge.

POWER RATING

Energy Requirement	120V-15A, 60Hz
Energy Guide (US) / EnerGuide (CDN) Rating (Kwh/yr.)	-/329

SHIPPING WEIGHT

350 lbs